




# 582519 Scientific Writing for MSc in Computer Science: Seminars and MSc thesis

Lecture 6, 9.10.2012  
Tiina Niklander

HELSINGIN YLIOPISTO  
HELSINGFORS UNIVERSITET  
UNIVERSITY OF HELSINKI Faculty of Science  
Department of Computer Science [www.cs.helsinki.fi](http://www.cs.helsinki.fi) 8.10.2012 1



## Last week's task: How did it go?


---

-- fill comments here --

What is the situation of your paper?

- finished,
- almost finished
- still under writing
- missing several pages
- only half-written
- just started
- not yet started

HELSINGIN YLIOPISTO  
HELSINGFORS UNIVERSITET  
UNIVERSITY OF HELSINKI Faculty of Science  
Department of Computer Science [www.cs.helsinki.fi](http://www.cs.helsinki.fi) 8.10.2012 2



## Practise steps towards MSc thesis

---

Step 1: Scientific writing  
writing with support of small team and TA

Steps 2 & 3: seminars  
Using and improving writing  
Oral presentation

Final step: MSc thesis  
Individual work about unique topic  
Discussion support from supervisor  
One (or two) draft feedback

HELSINGIN YLIOPISTO  
HELSINGFORS UNIVERSITET  
UNIVERSITY OF HELSINKI Faculty of Science  
Department of Computer Science [www.cs.helsinki.fi](http://www.cs.helsinki.fi) 8.10.2012 3



## Seminars


---

-Learning objectives of a seminar:  
<http://www.cs.helsinki.fi/en/node/61694/matriisi>

- Two themes:

- Written scientific communication
- Oral scientific communication

HELSINGIN YLIOPISTO  
HELSINGFORS UNIVERSITET  
UNIVERSITY OF HELSINKI Faculty of Science  
Department of Computer Science [www.cs.helsinki.fi](http://www.cs.helsinki.fi) 8.10.2012 4



## Seminar format

---


Duration: 2 periods , one whole term  
Number of participants: 12 students

Application period for seminars:

- For Spring term seminars: early November
- For Fall term seminars: early May

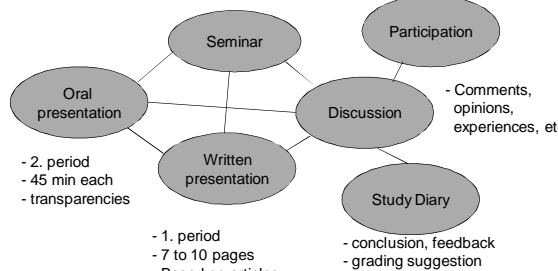
-Teachers select students based on the applications  
- suitability of background, progress of studies, ...

HELSINGIN YLIOPISTO  
HELSINGFORS UNIVERSITET  
UNIVERSITY OF HELSINKI Faculty of Science  
Department of Computer Science [www.cs.helsinki.fi](http://www.cs.helsinki.fi) 8.10.2012 5



## Seminar structure

---




- 2. period  
- 45 min each  
- transparencies

- 1. period  
- 7 to 10 pages  
- Based on articles

- Comments, opinions, experiences, etc.

- conclusion, feedback  
- grading suggestion  
- "What did I learn?"

HELSINGIN YLIOPISTO  
HELSINGFORS UNIVERSITET  
UNIVERSITY OF HELSINKI Faculty of Science  
Department of Computer Science [www.cs.helsinki.fi](http://www.cs.helsinki.fi) 8.10.2012 6



## What happens in a seminar

---

Step 1: Written report

- similar to the one in Scientific Writing course
- submission deadline given by the leader


Step 2: Oral presentation

- presenting the paper content to participants
- duration given by the leader (1/2 – 2 hours)

Step 3: Opponent for the presentation

- task to make questions about the presentation
- can be before own presentation also

HELSINGIN YLIOPISTO  
HELSINGFORS UNIVERSITET  
UNIVERSITY OF HELSINKI Faculty of Science  
Department of Computer Science www.cs.helsinki.fi 8.10.2012 7



## Seminar Grading

---

Active participation during the meetings  
comments, questions, etc

Presentation (obligatory)

Grading based on

- Written presentation
- Oral presentation
- Participation in the discussions
- Study diary

HELSINGIN YLIOPISTO  
HELSINGFORS UNIVERSITET  
UNIVERSITY OF HELSINKI Faculty of Science  
Department of Computer Science www.cs.helsinki.fi 8.10.2012 8




## Teaching goals of a seminar

---

The development of communication skills  
The development of intellectual and professional competence  
The personal growth of students (and the tutor)

source: *Brown & Atkins: Effective teaching on Higher Education*

HELSINGIN YLIOPISTO  
HELSINGFORS UNIVERSITET  
UNIVERSITY OF HELSINKI Faculty of Science  
Department of Computer Science www.cs.helsinki.fi 8.10.2012 9



## Goals (continue)


---

Improving the presentation skills  
practice written and oral presentations

Study new subject  
get an overview of the current trends  
learn some part in more details

Learn the research methods used in that specific field

HELSINGIN YLIOPISTO  
HELSINGFORS UNIVERSITET  
UNIVERSITY OF HELSINKI Faculty of Science  
Department of Computer Science www.cs.helsinki.fi 8.10.2012 10




## Some types of thinking

---

- Analysing
- Logical reasoning
- Evaluating evidence or data
- Appraising and judging perceptively
- Thinking critically
- Synthesizing
- Speculating creatively
- Designing
- Arguing rationally
- Transferring skills to new contexts
- Problem-solving

HELSINGIN YLIOPISTO  
HELSINGFORS UNIVERSITET  
UNIVERSITY OF HELSINKI www.cs.helsinki.fi 8.10.2012 11



## What skills should the MSc thesis show?

---

Ability to manage a large theme systematically, with a defined goal and valuation scheme in mind


Independent work

Research steps

- Learning of the topic (search of information, critical reading)
- Formation of a research question (single line focus)
- Solution construction and evaluation

Coherent and complete written report (precise scientific argumentation and ease of understanding)

HELSINGIN YLIOPISTO  
HELSINGFORS UNIVERSITET  
UNIVERSITY OF HELSINKI Faculty of Science  
Department of Computer Science www.cs.helsinki.fi 8.10.2012



## What types of MSc theses there are?

---


**Surveys**  
Collection and critical evaluation of related works

**Explorations**  
Empirical approach, evaluation, construction of recommendations

**Designs**  
Small survey of related domains, combination of the findings to a design of a system, potentially construction, evaluation of the design

**Always base your knowledge on articles published on scientific forums**

HELSINGIN YLIOPISTO  
HELSINGFORS UNIVERSITET  
UNIVERSITY OF HELSINKI Faculty of Science  
Department of Computer Science www.cs.helsinki.fi 8.10.2012




## Scientific publications after graduation

---

- Journal articles
- Conference or workshop papers
- PhD studies require some number of scientific publications to be done during the studies
- These will form the core of the thesis

HELSINGIN YLIOPISTO  
HELSINGFORS UNIVERSITET  
UNIVERSITY OF HELSINKI Faculty of Science  
Department of Computer Science www.cs.helsinki.fi 8.10.2012 14




## Publication process

---

- Different publishing schedules
  - Journal articles: several years from a manuscript to a published version
  - Conference or workshop articles: from few months to a year
- Different peer-reviewing processes
  - Level of refereeing (confidence on evaluation)
    - Journal, conference and workshop articles: reviewed by several objective referees
    - Technical reports and manuscripts: no peer review
  - At best, valuable feedback for authors

HELSINGIN YLIOPISTO  
HELSINGFORS UNIVERSITET  
UNIVERSITY OF HELSINKI Faculty of Science Department of Computer Science www.cs.helsinki.fi 8.10.2012 15




## Publication forum

---

- Intended publication forum may influence the contents and form of the text
  - Length of the text
  - Layout and structure of the text
  - Approach/perspective to be taken: theoretical or practical
- Authors should also take into account
  - the readers of the forum and their background knowledge
  - relevant work published on the same forum

HELSINGIN YLIOPISTO  
HELSINGFORS UNIVERSITET  
UNIVERSITY OF HELSINKI Faculty of Science Department of Computer Science www.cs.helsinki.fi 8.10.2012 16




## Questions and feedback session

---

- Now is your last chance to get answers to any unclear issues!
- Feedback: How to improve the course
- Remember to **fill the feedback form** for this course and all other courses as well – For every course during your studies!

HELSINGIN YLIOPISTO  
HELSINGFORS UNIVERSITET  
UNIVERSITY OF HELSINKI Faculty of Science  
Department of Computer Science www.cs.helsinki.fi 8.10.2012 17



## Course exams and separate exams

---


Examination sessions:

- start sharp at the hour
- no bags near your
- turn of your mobile phone and put it in bag

You may have with you:

- pencils and rubber (and/or pens)
- small amount of snacks
- ID card (student ID is not official, but might be accepted)

HELSINGIN YLIOPISTO  
HELSINGFORS UNIVERSITET  
UNIVERSITY OF HELSINKI Faculty of Science  
Department of Computer Science www.cs.helsinki.fi 8.10.2012 18




## Course exams and separate exams

Normally answers written to a 'concept paper' (folded A3-paper with grid)

- write name, student number, date, course name and your signature on every paper
- Starting filling the folded paper as if it was a course book. (So first the cover, then turn open to left and fill left side, right side and finally the back cover)
- You can use multiple papers if necessary

-(On some courses, you might be asked to give answers to each question on separate sheet)


HELSINGIN YLIOPISTO  
HELSINGFORS UNIVERSITET  
UNIVERSITY OF HELSINKI Faculty of Science  
Department of Computer Science [www.cs.helsinki.fi](http://www.cs.helsinki.fi) 8.10.2012 19



## Answering

- Not just overview, but justifications and reasoning also
- Offer questions require applying the knowledge, not just repeating
- Most courses: exercises give hints on the key points on the course
- A single right answer might not give you full points, if you have not explained how you reached the answer

HELSINGIN YLIOPISTO  
HELSINGFORS UNIVERSITET  
UNIVERSITY OF HELSINKI Faculty of Science  
Department of Computer Science [www.cs.helsinki.fi](http://www.cs.helsinki.fi) 8.10.2012 20



## Preparing for exam

- Do the weekly exercises and relate them to the study goals of the course
- Understand the course content, both details and the 'big picture' – memorising is not enough for a master's
- Study the slides and the exercise questions
- read and learn the book (but not just memorizing!)
- When available look at the older exams


HELSINGIN YLIOPISTO  
HELSINGFORS UNIVERSITET  
UNIVERSITY OF HELSINKI Faculty of Science  
Department of Computer Science [www.cs.helsinki.fi](http://www.cs.helsinki.fi) 8.10.2012 21



## Finnish Winter is coming

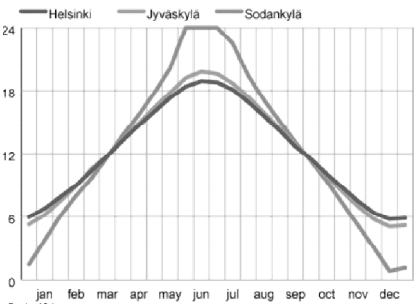
- October: A lot of rain, first snowstorms, no snow cover, but can be icy
- November: Very short days and cloud cover, a lot of rain or snow, or wet snow, or... usually in Helsinki no snow cover
- December: Very, very short days, snow or wet snow, snow cover in Finland, might be also in Helsinki/Espoo
- January: Days slightly longer, snow cover in Helsinki also. Gulf of Finland ice covered
- February: Nice winter days, sun shine and blue sky, maybe skating above sea
- March: Nice winter days. The snow starts melting
- April: Days longer than night, Snow melts, still some snowstorms
- May: Long days, no snow, green trees and grass

HELSINGIN YLIOPISTO  
HELSINGFORS UNIVERSITET  
UNIVERSITY OF HELSINKI Faculty of Science  
Department of Computer Science [www.cs.helsinki.fi](http://www.cs.helsinki.fi) 8.10.2012 22




## Length of day:

<http://en.ilmatieteenlaitos.fi/length-of-day>



HELSINGIN YLIOPISTO  
HELSINGFORS UNIVERSITET  
UNIVERSITY OF HELSINKI Faculty of Science  
Department of Computer Science [www.cs.helsinki.fi](http://www.cs.helsinki.fi) 8.10.2012 23



## Oral presentation

- Prepare
- Clear goal and message
- Not everything in the paper to the presentation
- Focus on key points
- Make transparencies or some other visual support

HELSINGIN YLIOPISTO  
HELSINGFORS UNIVERSITET  
UNIVERSITY OF HELSINKI Faculty of Science  
Department of Computer Science [www.cs.helsinki.fi](http://www.cs.helsinki.fi) 8.10.2012 24

## Oral presentation: Transparencies

**key words**, no sentences, mistakes  
 Figures, pictures  
 Tables, lists  
 Numbers (used in the presentation)  
**Examples**  
 Do not overfill one page  
Avoid too small font size (this is 14), this is 18, this is 24, this is 12

HELSINGIN YLIOPISTO  
 HELSINGFORS UNIVERSITET  
 UNIVERSITY OF HELSINKI  
 Faculty of Science  
 Department of Computer Science  
 www.cs.helsinki.fi  
 8.10.2012 25

## Font size

32 points : automatically offered by PowerPoint  
 28 points  
 24 points: smallest useable in Auditorium  
 20 points  
 18 points: smallest useable in any presentation (occasionally too small)  
 16 points  
 14 points  
 12 points: Normal size in written papers  
 10 points: A bit small even for printed reports

HELSINGIN YLIOPISTO  
 HELSINGFORS UNIVERSITET  
 UNIVERSITY OF HELSINKI  
 Faculty of Science  
 Department of Computer Science  
 www.cs.helsinki.fi  
 8.10.2012 26

## Slide layout

Please, try to avoid full written sentences. They make the work for the audience very difficult. There is no time to follow the speech, because all the time and concentration goes to reading the slide.

This becomes even worse, if the presentation is directly read from the transparencies. There is no point in listening anymore. Also, the presenter eagerly uses very complex sentences that try to cover in one extremely long sentence most of the material without losing any details and facts.

HELSINGIN YLIOPISTO  
 HELSINGFORS UNIVERSITET  
 UNIVERSITY OF HELSINKI  
 Faculty of Science  
 Department of Computer Science  
 www.cs.helsinki.fi  
 8.10.2012 27

## Example: Portable and handheld devices in a distributed system

Devices  
 Mobile phone  
 Laptop  
 Camera  
 Connection points  
 WAP  
 WLAN  
 USB  
 Intranet, Internet

*How to clarify?*

Figure !

HELSINGIN YLIOPISTO  
 HELSINGFORS UNIVERSITET  
 UNIVERSITY OF HELSINKI  
 Faculty of Science  
 Department of Computer Science  
 www.cs.helsinki.fi  
 8.10.2012 28

## Figure: Portable and handheld devices in a distributed system


Coulouris, Dollimore and Kindberg Distributed Systems: Concepts and Design Edn. 3 © Addison-Wesley Publishers 2000

HELSINGIN YLIOPISTO  
 HELSINGFORS UNIVERSITET  
 UNIVERSITY OF HELSINKI  
 Faculty of Science  
 Department of Computer Science  
 www.cs.helsinki.fi  
 8.10.2012 29

## Oral presentation: speech

Based on the transparencies  
 Each item on the transparencies covered  
 Nothing else is handled (except shortly)  
 Other notes  
 to remember facts, extensions  
 presentation hints  
 Use short sentences

HELSINGIN YLIOPISTO  
 HELSINGFORS UNIVERSITET  
 UNIVERSITY OF HELSINKI  
 Faculty of Science  
 Department of Computer Science  
 www.cs.helsinki.fi  
 8.10.2012 30



## Oral presentation: voice

---

Clarity and strength  
 avoid sitting  
 speak to the furthest person

Voice makes the structure


Stressing

- importance
- new theme

Pauses

- new theme

HELSINGIN YLIOPISTO  
HELSINGFORS UNIVERSITET  
UNIVERSITY OF HELSINKI Faculty of Science  
Department of Computer Science www.cs.helsinki.fi 8.10.2012 31




## Oral presentation: Other things

---

Computer, transparencies, blackboard  
 Notice the audience  
 Movements  
*Hands*

**Practice, practice,**  
 NEVER write down the whole oral presentation  
 If uncertain, speak (and time) the whole  
 presentation on your own or for a small  
 audience

HELSINGIN YLIOPISTO  
HELSINGFORS UNIVERSITET  
UNIVERSITY OF HELSINKI Faculty of Science  
Department of Computer Science www.cs.helsinki.fi 8.10.2012 32



## Examples of probing questions

---

Does that always apply?  
 How is that relevant?  
 Can you give me an example?  
 Is there an alternative viewpoint?  
 How reliable is the evidence?  
 How accurate is your description?  
 You say it is  $x$ , which particular kind of  $x$ ?  
 What's the underlying principle then?  
 In what situation would this rule break down?  
 What distinguishes the two cases?

HELSINGIN YLIOPISTO  
HELSINGFORS UNIVERSITET  
UNIVERSITY OF HELSINKI 8.10.2012 33